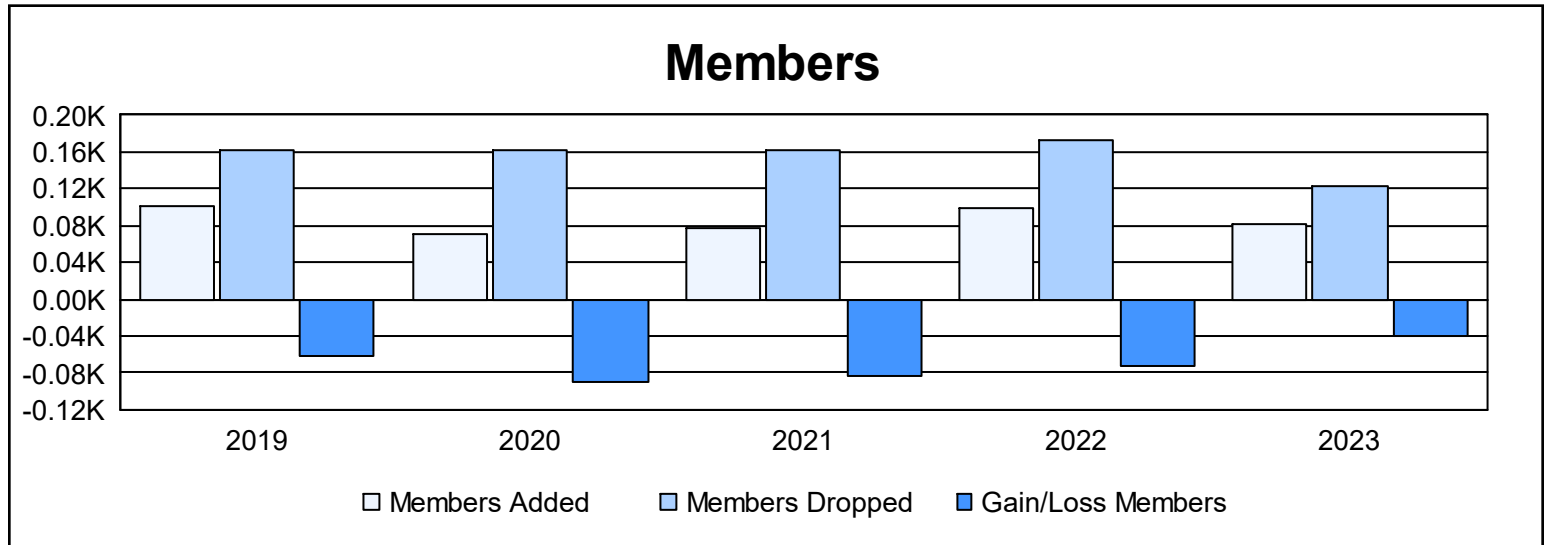
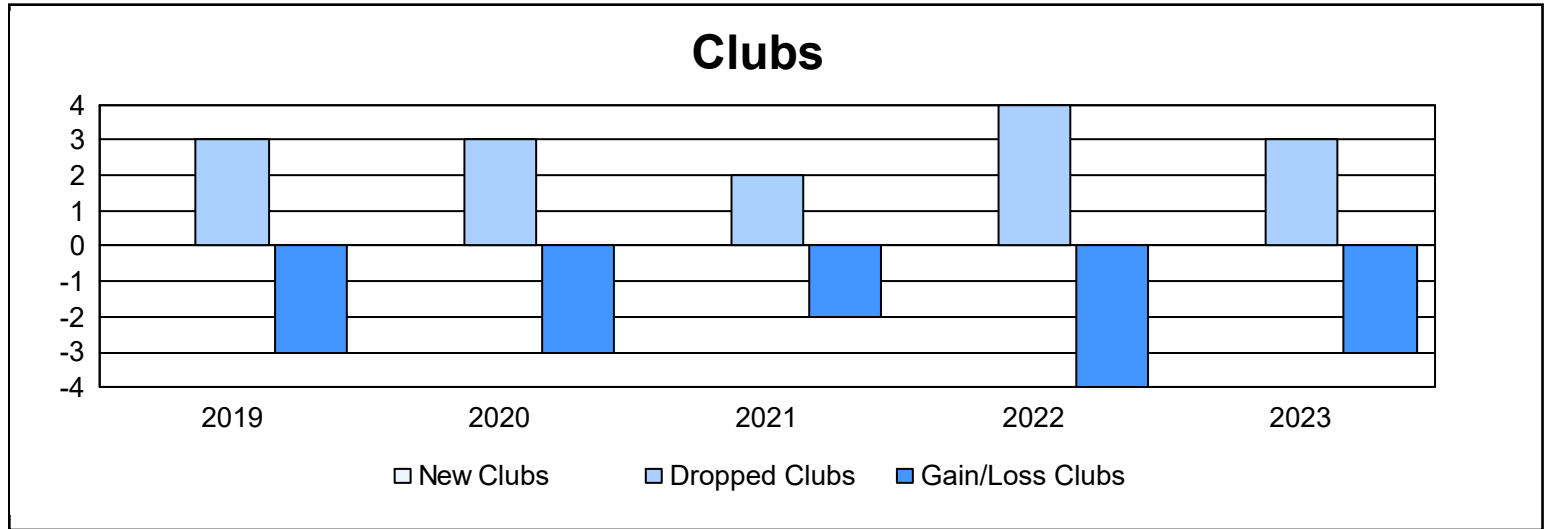
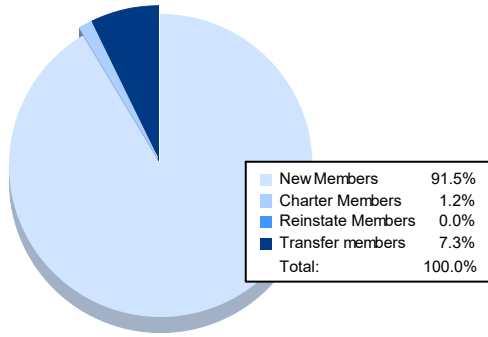


| Year | New Clubs | Dropped Clubs | Gain/ Loss Clubs | New Members | Charter Members | Reinstate Members | Transfer Members | Total Member Added | Total Members Dropped | Gain/ Loss Members |
|----------------|-----------|---------------|------------------|-------------|-----------------|-------------------|------------------|--------------------|-----------------------|--------------------|
| 2018-2019 | 0 | 3 | -3 | 68 | 8 | 23 | 2 | 101 | 162 | -61 |
| 2019-2020 | 0 | 3 | -3 | 58 | 1 | 10 | 2 | 71 | 162 | -91 |
| 2020-2021 | 0 | 2 | -2 | 42 | 1 | 33 | 2 | 78 | 161 | -83 |
| 2021-2022 | 0 | 4 | -4 | 94 | 0 | 3 | 2 | 99 | 172 | -73 |
| 2022-2023 | 0 | 3 | -3 | 75 | 1 | 0 | 6 | 82 | 122 | -40 |
| Average | 0 | 3 | -3 | 67 | 2 | 14 | 3 | 86 | 156 | -70 |



Membership Composition June 2023 Cumulative



Gender Composition June 2023 Cumulative

